



DMC Japan

Cultural Experience Packages



- 1 [Hokkaido]
Explore Hakodate in a Costume! (1 day)
- 2 [Hokkaido]
Sushi Making Experience & Hakodate Winter Romantic Sightseeing Bus Tour (1 day)
- 3 [Ibaraki]
Meet Ninja & Samurai at EDO WONDERLAND! (1 day)
- 4 [Tokyo]
Cultural Experience in Ginza: Tea Ceremony in a Kimono (1 day)
- 5 [Tokyo]
Explore Asakusa in a Kimono & Rickshaw (1 day)
- 6 [Tokyo]
Plastic Food Sample Making in Tokyo (1 day)
- 7 [Tokyo]
Sumo Demonstration & Chanko-nabe Hotpot Lunch (Sumo Wrestlers' dish) (1 day)
- 8 [Mie]
Ise Grand Shrine, Pearl Extraction Experience & Ise Shinsen Hotel (2 days)
- 9 [Kyoto]
Explore Kyoto in a Kimono! (1 day)
- 10 [Nara]
Hasedera Temple & 'Sange' Drawing Experience (1 day)
- 11 [Nara]
Zen meditation & Kofukuji National Treasure Hall (1 day)
- 12 [Wakayama]
Mount Koya Tour with An English-speaking monk and guide & Stay in a Temple! (2 days)
- 13 [Hiroshima]
Kagura Dance Experience & Stay at Kagura Monzen Toji Village (2 days)
- 14 [Okinawa]
Coral Dyeing Experience in Okinawa (1 day)

[Hokkaido]
Explore Hakodate in a Costume! (1 day)



DMC Japan

Booking & Inquiry
DMC Japan (KNT-CT Holdings Group)
dmcjapan@or.knt.co.jp



Highlights

1. Dress up in a traditional Japanese outfit (Kimono, geisha or even samurai!) or modern Japanese/Western style outfit and explore the romantic city of Hakodate in southern Hokkaido. As a port city, Hakodate's fascinating streets are full of Western influences, in particular its architecture, and is considered one of Japan's sophisticated cities. So wander through the city while looking glamorous and snap plenty of memorable photos! 2. Enjoy dinner at Hakodate Beer Hall, a lively beer-focused restaurant made from red bricks with a high ceiling that creates a wonderful classic atmosphere. The restaurant serves food that complements the wide variety of beers on offer including brands exclusive to the restaurant. Tuck into their original menu that uses local ingredients where possible and of course their local beers!

Itinerary

Day 1

Breakfast: 0 / Lunch: 0 / Dinner: 1 / Light meal: 0

Your starting location

-

Make your own way

-

Hakodate Japanese-Western Modern Rental Clothing Center *1 (Visit/60 mins)

*Please arrive by 15:00

-

Make your own way

-

Hakodate Beer Hall (Dinner/17:30~)

*Enjoy an original menu with local beer

-

End

*1:

- 5 minutes on foot from Jujigai tram stop.

- The Japanese-style outfits will be worn over your regular clothes.

- The necessary time required at the facility does not include dressing/undressing time.

bus

train

walk

cable

ropeway

ship

airplane

Trolley Train

[Hokkaido]
Sushi Making Experience & Hakodate Winter Romantic Sightseeing Bus Tour
(1 day)



DMC Japan

Booking & Inquiry
DMC Japan (KNT-CT Holdings Group)
dmcjapan@or.knt.co.jp



Highlights

1. Experience Nigiri-zushi and decorative sushi roll making with fresh ingredients in Hakodate ! 2. Visit the famous Goryokaku Park, one of the leading attractions in Hakodate. You can see the star-shaped park from the observatory at Goryokaku Tower!

Itinerary

Day 1 Breakfast: 0 / Lunch: 1 / Dinner: 0 / Light meal: 0

Your starting place
Please make your way to the meeting place at your own expense.

-
Motomachi Hachimanzaka Hakodate (Sushi making experience/approx. 90 mins*1

-
Please make your way to the meeting place at your own expense.

-
Bus Terminal, in front of Hakodate station (13:30 Meet)
■Winter Romantic Course • Afternoon Course (Depart 13:40)

-
Goryokaku Park • Goryokaku Tower (Visit/approx. 80 mins)

-
Trappistine Convent (Visit/approx. 30 mins)

-
Hotels in Yunokawa Onsen (Arrive 16:10)

-
Bus Terminal, in front of Hakodate station (Arrive 16:30)

-
Your own destination.

*1: 5-minute walk from "Suehiro-cho" stop on Hakodate Tram. 90 minutes experience time includes eating time.

- bus
- train
- walk
- cable
- ropeway
- ship
- airplane
- Trolley Train



Highlights

1. EDO WONDERLAND is a theme park with the concept of experiencing the history, tradition and culture of the Edo Period in Japan (A.D. 1603-1867.) Once you enter the park, you will step back in time to the Edo period. Please enjoy the Edo culture through various events and programs in the park. 2. Enjoy watching Ninja performance and Samurai experience. 3. Enjoy train journey by Tobu Limited Express train for round trip.

Itinerary

Day 1 Breakfast: 0 / Lunch: 0 / Dinner: 0 / Light meal: 0

Asakusa station (9:00~10:00 Departure)



Kinugawa Onsen station (11:07~12:00 Arrival)
Please take the bus by yourself (approx. 15 min)



EDO WONDERLAND Nikko Edomura

*Admission ticket is included! Enjoy the park as much as you like.

EDO WONDERLAND Nikko Edomura



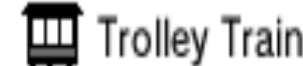
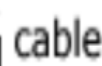
Please take a bus by yourself (approx. 15 min)



Kinugawa Onsen station (16:07 Departure)



Asakusa station (18:15 Arrival)



[Tokyo]
Cultural Experience in Ginza: Tea Ceremony in a Kimono (1 day)



DMC Japan

Booking & Inquiry
DMC Japan (KNT-CT Holdings Group)
dmcjapan@or.knt.co.jp



Highlights

Tea Ceremony in a Kimono! Experience the traditional and fascinating Japanese culture. ♦Not only Kimono dressing but simple hair arrangement is also available! Small items such as sandals and bag for Kimono are included. ♦Visitors from overseas are welcome! Language support in English and Chinese is available. ♦You can experience an authentic tea ceremony. ♦After watching the demonstration, enjoy having seasonal sweets and Matcha green tea. Furthermore, you can make a bowl of Matcha tea by yourself. ♦Photo shoot in your Kimono and a CD with the photos will be given to you! A good memory of your travel in Japan! ♦After the Tea Ceremony, you can stroll around Ginza in your Kimono. Please return the Kimono by 8:00 pm on the same day. *Please bring your own V-neck T-shirt with you on the tour date which will be an underwear for the Kimono.

Itinerary

Day 1

Breakfast: 0 / Lunch: 0 / Dinner: 0 / Light meal: 0

Your own starting place

Gather at The Kimono Gallery

[1. Check-in, 2. Select your Kimono & 3. Kimono dressing, hair arrangement]

10 minutes walk)

Chazen, Tea Ceremony experience

[Tea Ceremony experience • 45 minutes]

Free time

*Enjoy strolling around Ginza in your Kimono.

Back to The Kimono Gallery to return Kimono by 8:00 pm.

*Please collect the CD

Tour ends.

- bus

train

walk

cable

ropeway

ship

airplane

Trolley Train

[Tokyo]
Explore Asakusa in a Kimono & Rickshaw (1 day)



DMC Japan

Booking & Inquiry
DMC Japan (KNT-CT Holdings Group)
dmcjapan@or.knt.co.jp



Highlights

1. Please select your favorite kimono design from a range of choices and explore Asakusa. 2. With your kimono (yukata) rental, you can also borrow zori sandals, a bag and other small accessories. 3. Have your hair arranged by a professional! 4. Rickshaw experience from Kaminarimon (Thunder Gate). An English or Chinese-speaking driver guides you around. Inclusions Rental kimono (kimono under garments, zori sandals, bag・muffler), kimono dressing, hair arranging, rickshaw ride (30 min)

Itinerary

Day 1 Breakfast: 0 / Lunch: 0 / Dinner: 0 / Light meal: 0

Your Starting Point



Kimono Rentals Yae in Asakusa

[Registration/selecting kimono and accessories/hair arrange (approx. 30 min)] Accessories etc. are all included in the tour fee. Just bring yourself to enjoy the kimono experience.



Asakusa Sightseeing

Enjoy strolling around Senso-ji Temple, Nakamise street, etc. (Have lunch)



Meet in front of Kaminarimon Koban police box (14:00)

Rickshaw ride (30 min course)

[Model course: Kaminarimon Gate→Denboin St.→Nitenmon Gate→Scenic Point of Tokyo Skytree→Denboin→Kaminarimon Gate]

*Your route request will be accepted on the day.



Continue sightseeing in Asakusa



Please return to Kimono Rentals Yae by 17:30.

bus	train	walk	cable	ropeway	ship	airplane	Trolley Train
-----	-------	------	-------	---------	------	----------	---------------



Itinerary

Day 1 Breakfast: 0 / Lunch: 0 / Dinner: 0 / Light meal: 0

Your starting point



Please make your way to the store by yourself.



Arrive at Ganso Shokuhin Sample-ya (Kappabashi Store) and enjoy making food samples!

Tour ends

Highlights

1. Looks just like real food! Why don't you try to make food samples, which are displayed at restaurants and cafes in Japan?
2. English interpreter is provided so no need to worry about language barriers!
3. Making food samples of 2 tempura pieces and 1 lettuce on this tour.



bus



train



walk



cable



ropeway



ship



airplane



Trolley Train

[Tokyo] Sumo Demonstration & Chanko-nabe Hotpot Lunch (Sumo Wrestlers' dish) (1 day)



Booking & Inquiry
DMC Japan (KNT-CT Holdings Group)
dmcjapan@or.knt.co.jp



Itinerary

Day 1

Breakfast: 0 / Lunch: 1 / Dinner: 0 / Light meal: 0

11:30am Meet an English speaking staff member at the designated place in Asakusa
(Please go to the place by yourself) 🚶

12:00pm - 12:50pm Sumo demonstration by former professional sumo wrestlers

12:50pm - 1:50pm Chanko-nabe lunch at the same place for the demonstration

2:00pm Tour ends after the lunch

*You will be provided detail information on the tour in advance in English.

Highlights

1. Enjoy the precious experience to watch sumo demonstration with explanations of history, movements, training and tournament of sumo wrestling (handouts will be provided in English) 2. You will have a chance to play sumo with sumo wrestlers and take photos with them 3. Enjoy tasting "Chanko-nabe" which is a typical hot pot dish for sumo wrestlers. It generally contains meatballs, various kinds of vegetables and udon noodle. It is nutritiously-balanced dish Menu Chanko-nabe•Rice•Rikishi Miso•Salad•Fried potato•Yuzu sorbet •Oolong tea (cold•hot) or water *June onwards ⇒ Deep fried pork Bento Box (salad included) + Chanko-nabe Sorbet and drinks will be served



bus



train



walk



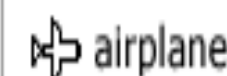
cable



ropeway



ship



airplane



Trolley Train

[Mie]
Ise Grand Shrine, Pearl Extraction Experience & Ise Shinsen Hotel (2 days)



DMC Japan

Booking & Inquiry
DMC Japan (KNT-CT Holdings Group)
dmcjapan@or.knt.co.jp



Highlights

1. Travel to Ise-Shima by Kintetsu Limited Express train (reserved seat) from Nagoya. Look forward to visiting the spectacular Ise Grand Shrine and learn about the region's famous pearl industry. 2. Pearl extraction experience Visit a pearl processing shop where the pearl you take out from the oyster will be turned into an accessory by a worker! Ise-Shima is famous for its thriving pearl cultivation industry. 3. Ise Grand Shrine on Day 2 Explore the Outer & Inner Shrines (Geku & Naiku respectively) as you please. A 1-day freepass (bus ticket) is included for your convenience. Completing the model course is possible. 4. Stay in a conveniently located hotel •Stay at Ise Shinsen in a room with an open-air bath located just a minute's walk away from Iseshi station and 5 minutes from the Outer Shrine (Geku) of Ise Grand Shrine (dinner/breakfast included)

Itinerary

Day 1	Breakfast: 0 / Lunch: 0 / Dinner: 1 / Light meal: 0
<p>Kintetsu Nagoya Station 【Depart 10:10~12:10】 [Kintetsu Limited Express service]</p> <p>Kintetsu Iseshi station 【Arrive 11:31~13:31】 Travel to the hotel</p> <p>Check in is from 15:00. Leave hotel</p> <p>Chartered taxi ride (Japanese-speaking driver)</p> <p>Pearl extraction experience at Kikuchi Pearl Pearl Select an oyster of your choice from the tank. The extracted pearl will be turned into an accessory worth the equivalent of JPY3,500 (pendant, brooch, strap etc.) Should your accessory cost in excess of JPY3,500, please pay the difference at the shop.</p> <p>Chartered taxi ride (Japanese-speaking driver)</p> <p>Free time after arriving at the hotel. The Outer Shrine (Geku) of Ise Grand Shrine is just a walking distance away and is highly recommended.</p> <p>Dinner is Japanese Kaiseki cuisine at the hotel.</p> <p>Hotel URL: Ise Shinsen</p>	

Day 2	Breakfast: 1 / Lunch: 0 / Dinner: 0 / Light meal: 0
<p>Breakfast at the hotel. Check out is from 11:00 Use the Michikusa Pass 1 Day (Ise-Toba) to explore Ise Grand Shrine and other attractions.</p> <p>Iseshi Station</p> <p>Ise Grand Shrine (Inner and Outer Shrines), Okage Yokochō (old historic street full of shops and places to eat) etc., visit whatever interests you!</p> <p>Kintetsu Iseshi station 【Depart 16:15~18:55】</p> <p>Kintetsu Nagoya Station 【Arrive 17:35~20:20】</p>	

bus	train	walk	cable	ropeway	ship	airplane	Trolley Train
-----	-------	------	-------	---------	------	----------	---------------



Highlights

A truly special experience of wearing a Kimono through the streets of Kyoto! You cannot get more traditional Japanese than that! The full rental set is included so just bring yourselves.

Itinerary

Day 1 Breakfast: 0 / Lunch: 0 / Dinner: 0 / Light meal: 0

Travel independently



3 minute walk from Gojo Station on the Underground Karasuma Line



Yume-yakata (tour gathering point.) Please select a start time from 11:00 am, 12:00 pm or 1:00 pm.

① Reception ② Select Kimono (20 to 30 minutes.) More than 500 kinds of Kimono in stock! Have fun choosing a sash that goes perfectly with your Kimono. Kimono for men are also available. ③ Kimono fitting service (20 minutes)

Once dressed up, you can go out and explore Kyoto. Remember to bring the **Kyoto City Bus & Subway One-day Pass** along with you.



You are required to return the Kimono back to Yume-yakata no later than 7:30 pm. Tour ends.



bus



train



walk



cable



ropeway



ship



airplane



Trolley Train

[Nara]
Hasedera Temple & 'Sange' Drawing Experience (1 day)



DMC Japan

Booking & Inquiry

DMC Japan (KNT-CT Holdings Group)

dmcjapan@or.knt.co.jp



Itinerary

Day 1

Breakfast: 0 / Lunch: 1 / Dinner: 0 / Light meal: 0

****Please make your way to the "Sightseeing Bus Information Center" at JR Nara station at least 20 minutes prior to the bus departure time. An English-speaking guide will welcome you.****

【9:20 Departure】 JR Nara station • No. 4 Sightseeing Bus Stop



Muroji Temple & Sange drawing experience



Enjoy local specialty lunch.



Hasedera Temple. Enjoy Japanese tea and dessert at Honbo.



【17:45 Schedule】 Tour ends at JR Nara station.

Highlights

1. Day trip to two famous temples in Nara: Muroji temple and Hasedera temple. 2. Sange picture drawing experience at Muroji temple. What is Sange? At a Buddhist memorial service, lotus flower petals were traditionally scattered from the roof of the temples. Nowadays, petals have been replaced by colored Sange paper in a lotus petal shape. Have a go at drawing a picture on Sange paper! 3. Special opening of Honbo and Daikodo at Hasedera temple. Not usually open to the public, take advantage of this rare opportunity to see inside the Daikobo (auditorium) and Honbo (the main priest's home.) 4. Enjoy a Nara specialty lunch using wild mountain vegetables.



bus



train



walk



cable



ropeway



ship



airplane



Trolley Train



Highlights

1. Visit Nara Hotel, referred to as the State Guesthouse of western Japan, which has been visited by historical figures and dignitaries. Enjoy seeing the splendors of the building and tasting desserts specially prepared for this tour. Nara Hotel was established in 1909, and the main building was designed by Kingo Tatsuno, an architect who also designed Tokyo station and the Bank of Japan. Although the building has a feeling of bulkiness and profundity, the elegance in a mixture of Japanese and Western design has been enticing visitors for generations. 2. Try authentic Zen meditation experience at Gangoji Temple, registered as a World Heritage Site. 3. Kofukuji Temple features several buildings of great historic value particularly the National Treasure Hall which exhibits part of the temple's great art collection and the Buddhist statues. The Hall will be reserved only for this tour. Take your time and see the national treasures.

Itinerary

Day 1 Breakfast: 0 / Lunch: 0 / Dinner: 0 / Light meal: 0

****Please make your way to the "Sightseeing Bus Information Center" at JR Nara station at least 20 minutes prior to the bus departure time. An English-speaking guide will welcome you.****

【13:40 Departure】 JR Nara station • No. 4 Sightseeing Bus Stop

Zen meditation at Gangoji Temple (approx. 70 mins)

Nara Hotel, Visit and taste a special dessert plate.

Kofukuji Temple, the National Treasure Hall (Visit / 65 mins)

【17:50 Schedule】 Tour ends at JR Nara station.

bus

train

walk

cable

ropeway

ship

airplane

Trolley Train

[Wakayama]
Mount Koya Tour with An English-speaking monk and guide & Stay in a Temple! (2 days)



DMC Japan

Booking & Inquiry
DMC Japan (KNT-CT Holdings Group)
dmcjapan@or.knt.co.jp



Highlights

This is a 2 day tour of Mt. Koya, a sacred place of Japanese Buddhism, with an English-speaking monk and guide. Stay overnight at a visitor's lodging in a temple! 1. The monk and guide will take you around the sacred site of "Sohonzan Kongobuji", the official name of the Mt. Koya site, which is the home of a sect of Buddhism called Shingon. Koyasan (Mt. Koya) and Kongobuji temple, the Issan Temple Grounds In the case of the main temple Kongobuji, this does not only refer to Kongobuji Temple, but the entirety of Mt. Koya. Usually, a single structure comes to mind when one mentions a temple, and these grounds can be referred to as the temple, but Koyasan takes the name "Issan Temple Grounds," as temple grounds cover Mt. Koya, and the entirety of Mt. Koya is a temple. 2. Experience a variety of Buddhist activities: Jukai (handing down the precepts) and meditation, a Buddhist service, a fire ritual and more. The guide will explain everything as it goes along.

Itinerary

Day 1	Breakfast: 0 / Lunch: 0 / Dinner: 1 / Light meal: 0
<p>**Please make your way to Koyasan station **</p> <p>[10:00~10:30] Meet the English-speaking monk and guide at Koyasan station The guide will be wearing robes and holding an orange colored bag. (Meeting time will be specified in the final itinerary sheet.)</p> <p>Koyasan sightseeing: See Japan's largest rock garden at Kongobuji temple.</p> <p>[12:00] Lunch: Please have a lunch on your own. [13:00] Jukai experience (*With other members of the public.) [14:00] Sightseeing around Kongobuji temple. Visit Konpon Daito (tower), Inari Jinja shrine, etc. on foot and by car. [16:00] Ajikan meditation experience (*With other members of the public.) [17:00] Check in at the lodging. [17:30] Shojin cuisine dinner [19:15] Okunoin night tour (*With other members of the public.) [21:00] End of night tour. Back to your lodging.</p> <p>Your lodging is either at "Ekoin" or "Kumagaiji". You cannot choose the lodging. Your lodging will be specified in the final itinerary sheet.</p>	
Day 2	Breakfast: 1 / Lunch: 0 / Dinner: 0 / Light meal: 0
<p>[6:30] Morning service [7:00] Fire ritual *Morning service and fire ritual will be at your lodging. The morning Buddhist service and the fire ritual are not compulsory events. Attending the event is up to you. A tour guide is not included for either of the events. [7:30] Shojin cuisine breakfast Free time until departure. [9:30] Okunoin day tour Lunch time after the tour. Please have a lunch on your own. Visit Reihokan Museum and souvenir shops after lunch. The museum stores and protects sacred relics from Kongobuji, as well as numerous Buddhist images, icons, and other cultural assets that have existed at the temple. [15:00] End of the tour. Your guide will escort you to Koyasan station.</p>	

bus	train	walk	cable	ropeway	ship	airplane	Trolley Train
-----	-------	------	-------	---------	------	----------	---------------

[Hiroshima]
Kagura Dance Experience & Stay at Kagura Monzen Toji Village (2 days)



DMC Japan

Booking & Inquiry
DMC Japan (KNT-CT Holdings Group)
dmcjapan@or.knt.co.jp



Itinerary

Day 1	Breakfast: 0 / Lunch: 1 (Lunch Box) / Dinner: 1 / Light meal: 0
<p>Hiroshima Bus Center [Depart 8:33]</p> <p> (Express Bus)</p> <p> Midori Bus Stop (Arrive 9:30)</p> <p> (Shuttle Bus)</p> <p> Arrive at Kagura Monzen Toji Village</p> <p>Kagura Experience with English guiding /3hrs. and Bento lunch</p> <p>Free time after experience.</p> <p> Hotel check-in.</p> <p>- After check-in, dinner will be served (Seasonal Japanese Kaiseki cuisine.)</p> <p>- Stay overnight. Senryo-Manryo, Kagura Monzen Toji Village (Bath and lavatory equipped Japanese rooms)</p>	
Day 2	Breakfast: 1 / Lunch: 1 / Dinner: 0 / Light meal: 0
<p>Hotel [Depart 10:00]</p> <p> Shuttle Bus</p> <p> Kuwata-no-Sho (Arrive 10:30)</p> <p>Agricultural experience and lunch (English guiding) (Depart 12:30)</p> <p> Shuttle Bus</p> <p> Kagura Monzen Toji Village</p> <p> Midori Bus Stop (Depart 13:51)</p> <p> (Express Bus)</p> <p> Miyoshi Ekimae Bus Stop (Arrive 14:15)</p> <p>Free time in Miyoshi city. *Okuda Genso Sayume Art Museum OR Jusaburo-Kan Museum (Entrance ticket to permanent exhibition included. We will hand you the entrance ticket for the museum of your choice on the day at Kagura Monzen Toji Village.)</p> <p> Miyoshi Ekimae Bus Stop (Depart 16:30~20:30)</p> <p> (Express Bus)</p> <p> Hiroshima Bus Center (Arrive 17:50~22:00)</p> <p>*Please choose to board the bus at your preferred time.</p>	

bus	train	walk	cable	ropeway	ship	airplane	Trolley Train
-----	-------	------	-------	---------	------	----------	---------------

Highlights

1. Watch the popular Kagura dance performance in Hiroshima and, as a special experience, visit the rehearsal hall, see the costumes up close and listen to the performers explain the essence of Kagura dancing. This will all be in English What is Kagura? Kagura is a dance where performers dress in traditional-style costumes and wear expressive masks dancing to the beats and rhythms of the drums and flutes. It began as a Shinto ritual praying to god for a big harvest, but today it is enjoyed by people as a local special celebratory event. 2. Day 2 includes an agricultural experience where you get to harvest vegetables among other things.



Itinerary

Day 1

Breakfast: 0 / Lunch: 0 / Dinner: 0 / Light meal: 0

① Meet at Shuri Ryusen at your selected time



② Enjoy the coral dyeing Experience!



③ End

Highlights

Why not make dyed crafts using coral fossils? You can choose 1 item from a T-shirt, wrapping cloth and tote bag to decorate with coral and create an original dyed souvenir! - Reservation from 1 person is OK! - English speaking staff are available at the shop. - Duration: 30~40 mins



bus



train



walk



cable



ropeway



ship



airplane



Trolley Train